

Project Name	Location	Item #	Quantity	Model #	AIA #	SIS #
--------------	----------	--------	----------	---------	-------	-------



FEATURES

- Environmentally friendly R600a hydrocarbon refrigerant.
- Black door, top grill, and toe kick; Galvanized sides and back with a stainless steel interior.
- Solid stainless steel door with 120° stay open feature and ergonomically designed, robust, tubular handle.
- Easy access lift up top grill.
- TruLumina 14 color LED Lighting.
- Low-E, double pane, UV tinted glass.
- Intuitive True Precision® Control and readout provides digital accuracy and easy operation.
- 2 independent zones with dual evaporators that can be adjusted from 40°F (4.4°C) to 65°F (18.3°C).
- Full extension wine racks with unfinished cherry fronts that cradle your wine and prevent vibration.
- Display shelf that proudly displays your collection along with additional storage behind display.
- Door lock standard.

ROUGH-IN DATA

Specifications subject to change without notice. Chart dimensions rounded up to the nearest 1/8" (millimeters rounded up to next whole number).

Model	Doors	Shelves	Capacity	Cabinet Dimensions (inches) (mm)			115V/60/1 Voltage			Cord Length‡ (total ft.) (total m)	Crated Weight (lbs.) (kg)
			Wine Bottles	W	D†	H*	HP	Amps	NEMA		
TC-30DZW-R-SG-C-027-H04K	1	15	150	30	28	84	n/a	0.9	5-15P	10	555
				762	709	2132				3.05	252

† Depth does not include 1½" (12 mm) for door handles. *Height does not include ¼" (7 mm) for leg levelers.

‡ Cord length listed represents usable cord length.

APPROVALS

AVAILABLE AT



115/60/1
NEMA-5-15R

Unit completely pre-wired at factory and ready for final connection to a 115/60/1 phase, 15 amp dedicated outlet. Cord and plug set included.

ADDITIONAL FEATURES

Refrigeration System

- Trues Dual Zone Wine unit is built with durability, stability and style in mind. Built with an energy efficient refrigeration system that provides the user with colder/fresher product temperatures and lower utility costs.
- Beautifully preserves, protects and shows off up to 150 of your favorite bottles.
- Environmentally friendly R600a hydrocarbon refrigerant that improves performance and efficiency while ensuring quiet operation.
- 2 independent zones with dual evaporators that can be adjusted from 40°F (4.4°C) to 65°F (18.3°C).
- Front intake and Front discharge with the ability to be built in and/or banked with another unit.
- Top mounted condensing unit with easy lift grill.

Cabinet Construction

- Industry exclusive, 300-series stainless steel interior and exterior.
- Insulation - entire cabinet structure is foamed-in-place using a high density, polyurethane insulation that has zero ozone depletion potential (ODP) and zero global warming potential (GWP).

- Black door, top grill, and toe kick; Galvanized sides and back with a stainless steel interior.
- Frame rail fitted with 2 leg levelers in the front and 4 recessed castors.

Doors

- "Low-E", double pane, UV tinted glass assembly.
- Door lock standard.
- Beautifully crafted solid stainless steel door with 120° stay-open feature and ergonomically designed, robust, tubular handle.
- Magnetic door gasket of one piece construction, removable without tools for ease of cleaning.

Shelving

- Fifteen (15) full extension, soft close wine racks - including display shelf. (150 bottle capacity). Not adjustable but removable.
- Unfinished cherry wood fronts.
- Shelf support pilasters made of same material as cabinet interior.

Lighting

- Patented TruLumina LED lighting gently illuminates your product and allows you to choose from 14 different color options with the push of a button.

Model Features

- Intuitive True Precision® Electronic control and display provides digital accuracy and easy operation.
- Evaporator is epoxy coated to eliminate the potential of corrosion.
- Listed under NSF/ANSI Standard 7 for the storage and/or display of packaged or bottled product.

Electrical

- Unit completely pre-wired at factory and ready for final connection to a 115/60/1 phase, 15 amp dedicated outlet. Cord and plug set included.

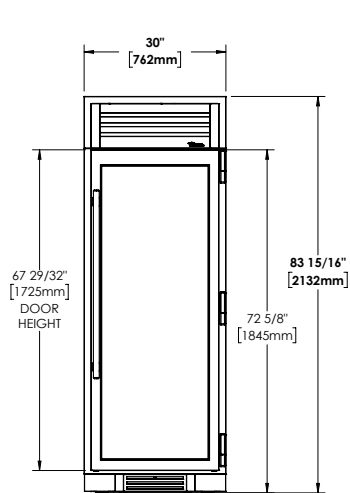
Optional Features/Accessories

(upcharge and lead times may apply)

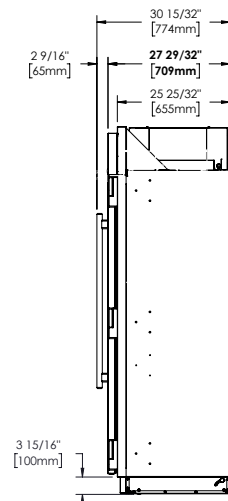
- Multiple custom hardware and cabinet color options available.
- Joining Kit.
- Side panel(s)-For standalone installations.
- Full size anti-condensation pad.

PLAN VIEWS

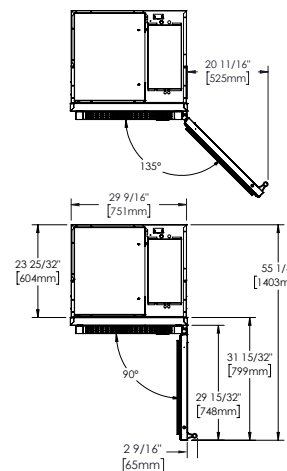
Plan View Notes: Dimensions in brackets are in millimeters. • Height does not include ¼" (7 mm) for leg levelers. • † Depth does not include 1½" (12 mm) for door handles.



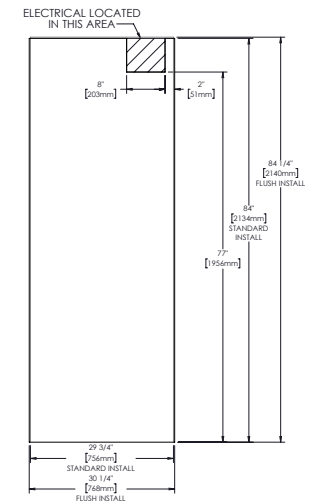
FRONT VIEW



SIDE VIEW



TOP VIEW



ELECTRICAL AREA